

**REGIONAL WORKSHOP:**  
**Capacity Building and Lessons Learned of**  
**development of CDM Programme of Activities (PoA)**  
**and NAMAs**

*“The MRV system for NAMAs”*

September 26th, 2012  
Kingston, Jamaica

AENOR

## State of the NAMAs

NAMAs are in process of negotiation and discussion in the United Nations Framework Convention on Climate Change.

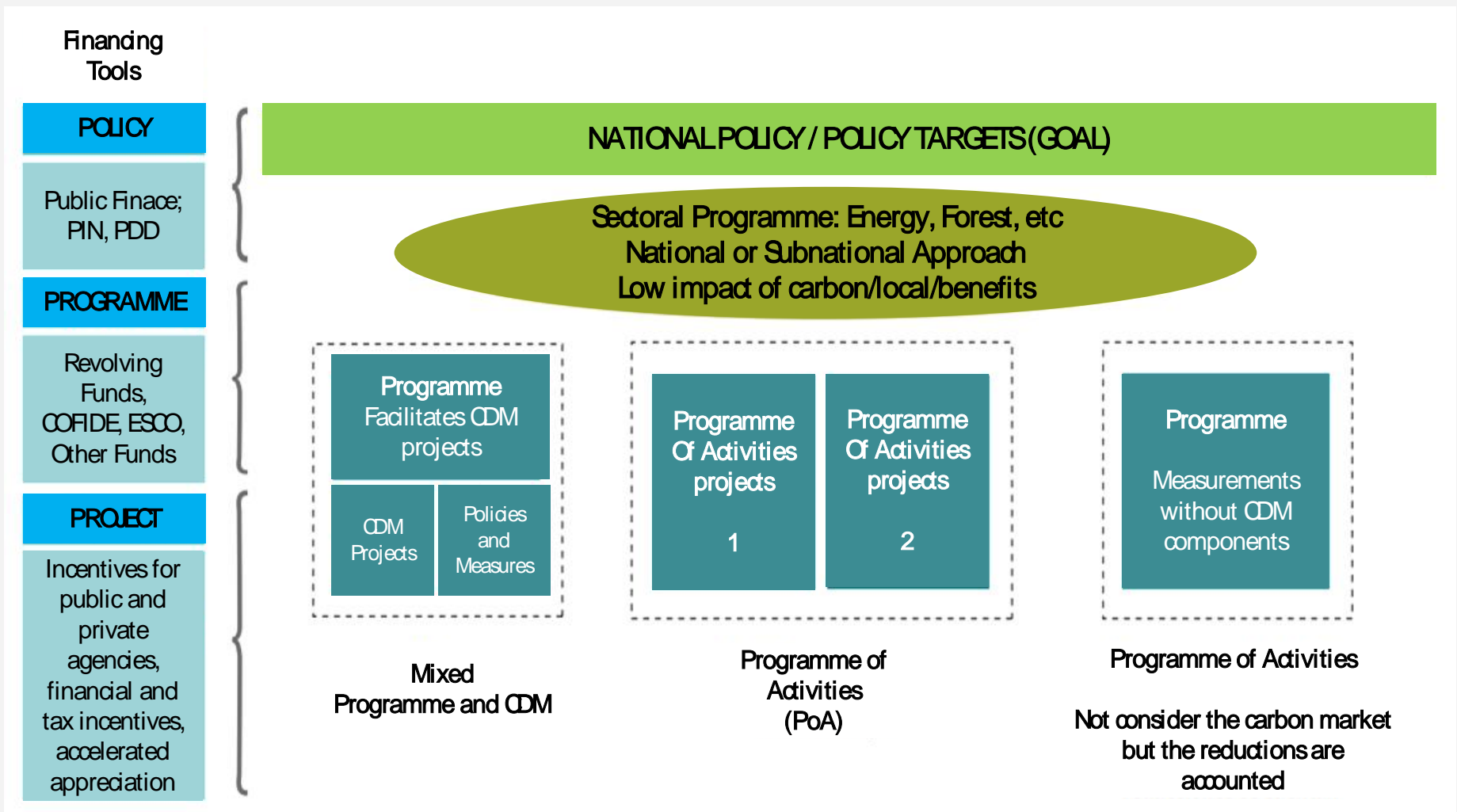
The concept “appropriate” is understood as everything which the country is able to develop, although there is no an accord regarding the register mechanisms, accounting reductions neither **MRV System**.

## PoA

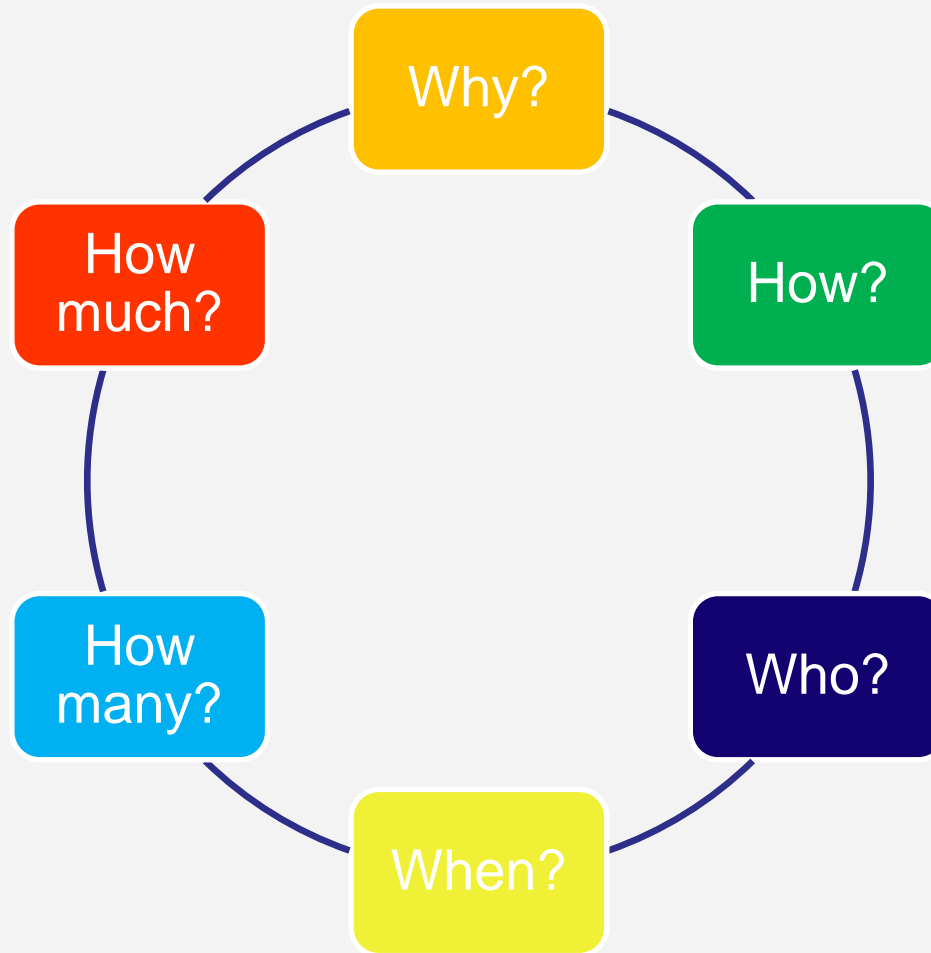
## NAMA

Package of activities at national, sub-national or sector level, addressed to promoting sustainable development through the reduction of the growth trend of greenhouse gases.

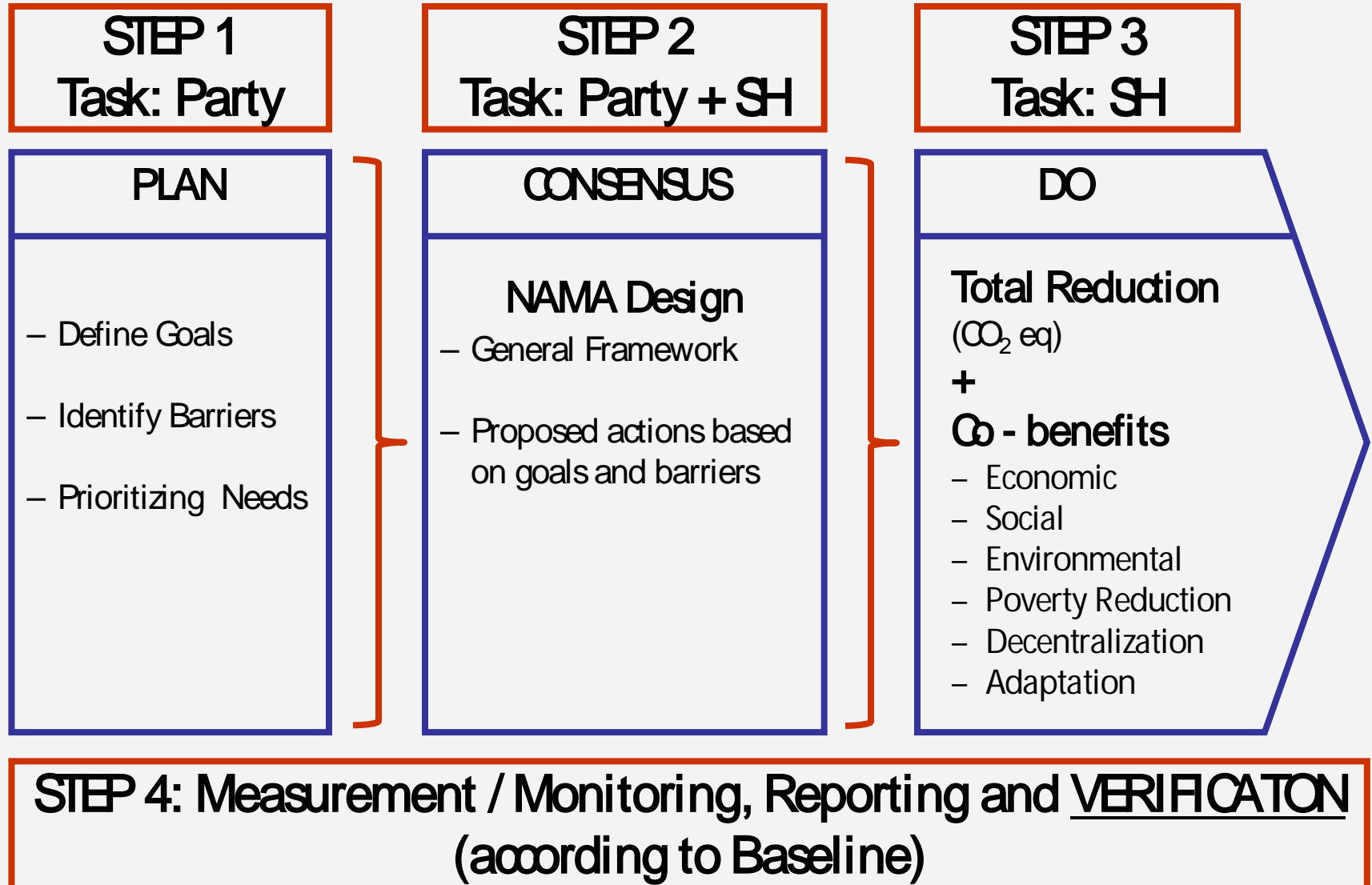
Is a voluntary coordinated action by a entity which coordinates and implements any policy/measure or **stated goal, which leads to anthropogenic GHG emission reductions**, via an unlimited number of CDM programme activities (CPAs)



Adapted of: SNCCC of Peru, 2010



# ADVANCES IN METHODOLOGY FOR THE DESIGN OF NAMA



**Measurement** : Estimation of emissions or removals of greenhouse gases, supported by standardized methodologies, activity level, emission / capture factors.

**Report:** Systematization of measured data. This reports allow compare the generated data for every measured period and verify the efficiency and effectiveness of actions of the NAMA. Reports provide information to feed the GHG National Inventories.

**Verification:** are the assessment of procedures of data collection. Verification is important for determining the reliability of information obtained in inventories.

**Greenhouse Gases:** related to GHG accounting.

**Funding:** related to financial flows.

**Capacity Building:** training for public sector, private sector and civil society.

**Governance:** institutional arrangements and institutional empowerment.





## Measurement

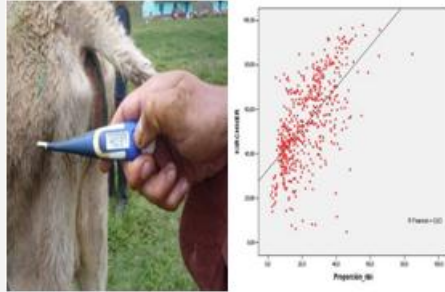
Level of Activity  
Agricultural Census,  
National Energy Balance

x

Emission Factors  
IPCC, Nationals



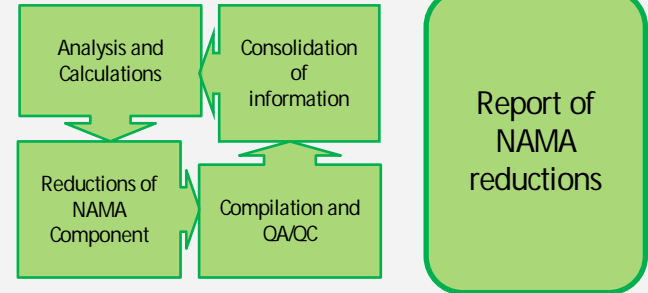
Actividad	Emisión (kg CO <sub>2</sub> e/ha/a)	Emisión (kg CO <sub>2</sub> e/ha/a)	Emisión (kg CO <sub>2</sub> e/ha/a)	Emisión (kg CO <sub>2</sub> e/ha/a)
Actividad 1	100	100	100	100
Actividad 2	200	200	200	200
Actividad 3	300	300	300	300
Actividad 4	400	400	400	400
Actividad 5	500	500	500	500
Actividad 6	600	600	600	600
Actividad 7	700	700	700	700
Actividad 8	800	800	800	800
Actividad 9	900	900	900	900
Actividad 10	1000	1000	1000	1000



## Report

=

GHG Reductions



## Verification

DOE



UNFCCC



Picture: The inconvenient truth; 2006.

# THANK YOU

**Rafael R. MILLÁN GARCÍA**

Climate Change Unit

**AENOR**

[rmillan@aenor.com](mailto:rmillan@aenor.com)

Av. Coronel Andrés Reyes Nº 420 - Piso 5 - San Isidro - Lima 27 - Perú

+51 (1) 208 1510 Ext: 2012

+51 990217612

**AENOR**